

White Rose Maths Hub
Schemes of Learning 2.0

Year 5



TRINITY
TEACHING SCHOOL ALLIANCE



MathsHUBS
White Rose

Welcome

Welcome to the White Rose Maths Hub's new, more detailed schemes of learning for 2017-18.

We have listened to all the feedback over the last 2 years and as a result of this, we have made some changes to our primary schemes. ***They are bigger, bolder and more detailed than before.***

The new schemes still have the ***same look and feel*** as the old ones, but we have tried to provide more detailed guidance. We have worked with enthusiastic and passionate teachers from up and down the country, who are experts in their particular year group, to bring you additional guidance. ***These schemes have been written for teachers, by teachers.***

We are proud to be one of the 35 Maths Hubs around the country that have been established to improve maths outcomes for everyone. ***We all believe that every child can succeed in mathematics.*** Thank you to everyone who has contributed to the work of the hub. It is only with your help that we can make a difference.

We hope that you find the new schemes of learning helpful. As always, if you or your school want support with any aspect of teaching maths, we encourage you to contact your local hub.

If you have any feedback on any part of our work, do not hesitate to get in touch. Follow us on Twitter and Facebook to keep up-to-date with all our latest announcements.

White Rose Maths Hub Team

#MathsEveryoneCan

White Rose Maths Hub Contact Details



www.whiterosemathshub.co.uk



mathshub@trinitytsa.co.uk



@WRMathsHub



www.facebook.com/whiterosemathshub

What's New?

This release of our schemes includes

- New overviews, with subtle changes being made to the timings and the order of topics.
- New small steps progression. These show our blocks broken down into smaller steps.
- Small steps guidance. For each small step we provide some brief guidance to help teachers understand the key discussion and teaching points. This guidance has been written for teachers, by teachers.
- A more integrated approach to fluency, reasoning and problem solving.
- Answers to all the problems in our new scheme.
- This year there will also be updated assessments.
- We are also working with Diagnostic Questions to provide questions for every single objective of the National Curriculum.

Teaching notes
 Year 2 | Autumn Term | Teaching Guidance
 Week 8 to 11 – Number: Multiplication and Division

Recognise Equal Groups
 Notes and Guidance

At this stage, children are describing equal groups using stem sentences to support them. It is important that children know which groups are equal and which are unequal. The addition or multiplication symbol is not used within this small step but this language will support them in understanding repeated addition and multiplication. The examples included, refer to the multiplication facts Y2 children need to know.

Varied Fluency

1 Are these equal groups? How do you know?

(a)

(b)

2 Complete the stem sentence

Mathematical Talk

Improved ordering and timing

	Week 1	Week 2	Week 3	Week 4	Week 5	Week 6	Week 7	Week 8	Week 9	Week 10	Week 11	Week 12
Autumn	Number: Place Value (within 10)				Number: Addition and Subtraction (within 10)			Geometry: Shape	Number: Place Value (within 20)		Consolidation	
Spring	Number: Addition and Subtraction (within 20)			Number: Place Value (within 50) (Multiples of 2, 5 and 10 to be included)		Measurement: Length and Height		Measurement: Weight and Volume		Consolidation		
Summer	Number: Multiplication and Division (Reinforce multiples of 2, 5 and 10)		Number: Addition and Subtraction (within 10)		Number: Place Value (within 100)		Measurement: Length and Height		Measurement: Weight and Volume		Consolidation	

Small Steps Guidance

Overview
Small Steps

- Sort objects
- Count objects
- Represent objects
- Count, read and write forwards from any number 0 to 10
- Count, read and write backwards from any number 0 to 10
- Count one more
- Count one less
- One to one correspondence to start to compare groups
- Compare groups using language such as equal, more/greater, less/fewer
- Introduce =, > and < symbols
- Compare numbers
- Order groups of objects
- Order numbers
- Ordinal numbers (1st, 2nd, 3rd ...)
- The number line

NC Objectives

Count to ten, forwards and backwards, beginning with 0 or 1, or from any given number.

Count, read and write numbers to 10 in numerals and words.

Given a number, identify one more or one less.

Identify and represent numbers using objects and pictorial representations including the number line, and use the language of equal to, more than, less than (fewer), most, least.

Meet the Team

The schemes have been put together by a wide group of passionate and enthusiastic classroom practitioners. The development of the schemes has been led by the following people who work across Trinity MAT.



Kelsey Brown



Beth Smith



Caroline Hamilton



Stephen Monaghan



Julie Matthews



Jenny Lewis

Special Thanks

The WRMH Team would like to say a huge thank you to the following people who came from all over the country to contribute their ideas and experience. We could not have done it without you.

Year 2 Team

Chris Gordon
Beth Prottey
Rachel Wademan
Emma Hawkins
Scott Smith
Valda Varadinek-Skelton
Chloe Hall
Faye Hirst
Charlotte James
Joanne Stuart
Michelle Cornwell

Year 3 Team

Becky Stanley
Nicola Butler
Laura Collis
Richard Miller
Claire Bennett
Chris Conway

Year 4 Team

Terrie Litherland
Susanne White
Hannah Kirman
Daniel Ballard
Isobel Gabanski
Laura Stubbs

Year 5 Team

Lynne Armstrong
Laura Heath
Clare Bolton
Helen Eddie
Chris Dunn
Rebecca Gascoigne

Year 6 Team

Lindsay Coates
Kayleigh Parkes
Shahir Khan
Sarah Howlett
Emma Lucas



How to use the Small Steps

As a hub, we were regularly asked how it is possible to spend so long on particular blocks of content and National Curriculum objectives. We know that breaking the curriculum down into small manageable steps should help children understand concepts better. Too often, we have noticed that teachers will try and cover too many concepts at once and this can lead to cognitive overload. In our opinion, it is better to follow a small steps approach.

As a result, for each block of content we have provided a “Small Step” breakdown. **We recommend that the steps are taught separately** and would encourage teachers to spend more time on particular steps if they feel it is necessary. Flexibility has been built into the scheme to allow this to happen.

Teaching Notes

Alongside the small steps breakdown, we have provided teachers with some brief notes and guidance to help enhance their teaching of the topic. The “Mathematical Talk” section provides questions to encourage mathematical thinking and reasoning, to dig deeper into concepts.

We have also continued to provide guidance on what varied fluency, reasoning and problem solving should look like

Year 2 | Autumn Term | Teaching Guidance
Week 1 to 3 - Number: Place Value

Count Objects to 100

Notes and Guidance

To build on skills learned in Year 1, children need to be able to count objects to 100 in both numerals and words.

Problems should be presented in a variety of ways e.g. numerals, words and images. Variation should challenge children by providing them with missing numbers which are non-consecutive.

Mathematical Talk

How can you count the cars? Do you have a strategy?
What is one more/one less?

Which is the largest number?
Which number is tricky to write in words?

Which numbers sound similar?
How are 17 and 70 different? Can you show me?

Varied Fluency

1 Count and write the number of cars in the car park.

There are cars in the car park.

2 What numbers are represented below?
Write your answer in numerals and words.

3 Match the numerals to the words.

Assessments

Alongside these overviews, our aim is to provide an assessment for each term's plan. Each assessment will be made up of two parts:

Part 1: Fluency based arithmetic practice

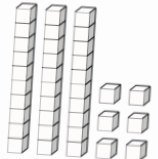
Part 2: Reasoning and problem solving based questions

Teachers can use these assessments to determine gaps in children's knowledge and use them to plan support and intervention strategies.

The assessments have been designed with new KS1 and KS2 SATs in mind. **New assessments will be released over the course of next year.**

For each assessment we will aim to provide a summary spreadsheet so that schools can analyse their own data. We hope to work with Mathematics Mastery to allow schools to make comparisons against other schools. Keep a look out for information next year.


16 Here are some cubes.



2 boys receive 8 cubes each.
The rest of the cubes are shared equally between 4 girls.
How many cubes does each girl receive?

Show your method

12 Marla spends $\frac{2}{7}$ of her weekly wage on a £120 bag.



How much does she earn in a week?

Show your method

2 marks

Teaching for Mastery

These overviews are designed to support a mastery approach to teaching and learning and have been designed to support the aims and objectives of the new National Curriculum.

The overviews:

- have number at their heart. A large proportion of time is spent reinforcing number to build competency
- ensure teachers stay in the required key stage and support the ideal of depth before breadth.
- ensure students have the opportunity to stay together as they work through the schemes as a whole group
- provide plenty of opportunities to build reasoning and problem solving elements into the curriculum.

For more guidance on teaching for mastery, visit the NCETM website

<https://www.ncetm.org.uk/resources/47230>

Concrete – Pictorial – Abstract

As a hub, we believe that all children, when introduced to a new concept, should have the opportunity to build competency by taking this approach.

Concrete – children should have the opportunity to use concrete objects and manipulatives to help them understand what they are doing.

Pictorial – alongside this children should use pictorial representations. These representations can then be used to help reason and solve problems.

Abstract – both concrete and pictorial representations should support children’s understanding of abstract methods.

We have produced a CPD unit for teachers in schools;

<https://www.tes.com/teaching-resource/the-importance-of-concrete-professional-development-11476476>

Additional Materials


In addition to our schemes and assessments we have a range of other materials that you may find useful.

KS1 and KS2 Problem Solving Questions

For the last two years, we have provided a range of KS1 and KS2 problem solving questions in the run up to SATs. There are over 150 questions on a variety of different topics and year groups.


Shopping and Baking

1 These items are sold in a shop.



Ray buys three items.
Two of them were the same item.
He spent £23
Which items does he buy?

2 Erik bakes 5 trays of muffins.
Each tray contains 6 muffins.



He sells 16 muffins and eats 5
How many muffins does he have left?

MathsHUBS
White Rose

Other schemes of learning

As well as having schemes for Y1-Y6 we developed a range of other schemes of learning

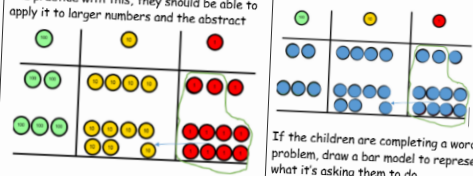
- Schemes for reception
- Mixed aged schemes
- Year 7 – 9 schemes for secondary

Calculation policy/guidance

We also have our calculation policy for the four operations. This can be found on our TES page.

Use of place value counters to add HTO + TO, HTO + HTO etc. once the children have had practice with this, they should be able to apply it to larger numbers and the abstract

Children to represent the counters e.g. like the image below

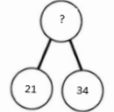



$$\begin{array}{r} 243 \\ +368 \\ \hline 611 \\ \hline 11 \end{array}$$

If the children are completing a word problem, draw a bar model to represent what it's asking them to do

?
243
368

Fluency variation, different ways to ask children to solve 21+34:

Sam saved £21 one week and £34 another. How much did he save in total?

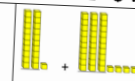
21+34=55. Prove it! (reasoning but the children need to be fluent in representing this)

$$\begin{array}{r} 21 \\ +34 \\ \hline \end{array}$$

21 + 34 =

= 21 + 34

What's the sum of twenty one and thirty four?



Always use missing digit problems too:

?	?
?	4

Our Partnerships

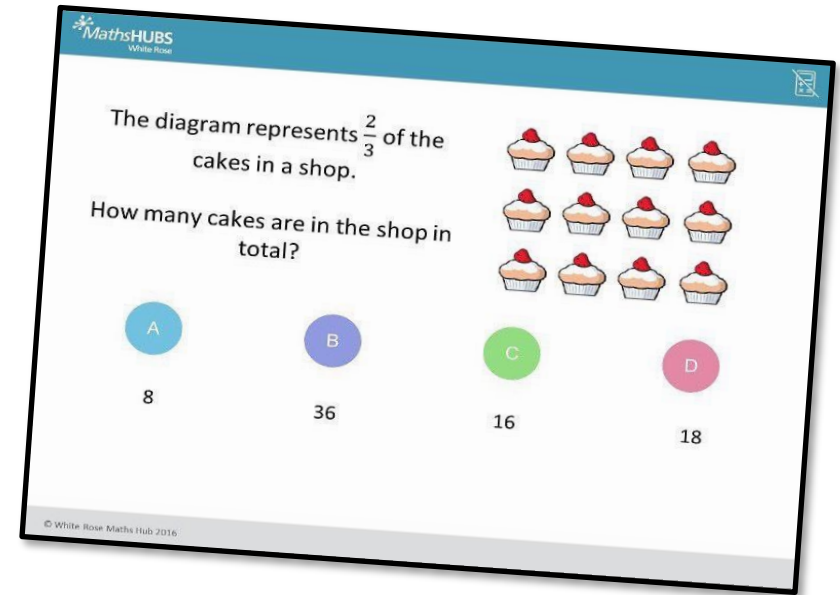
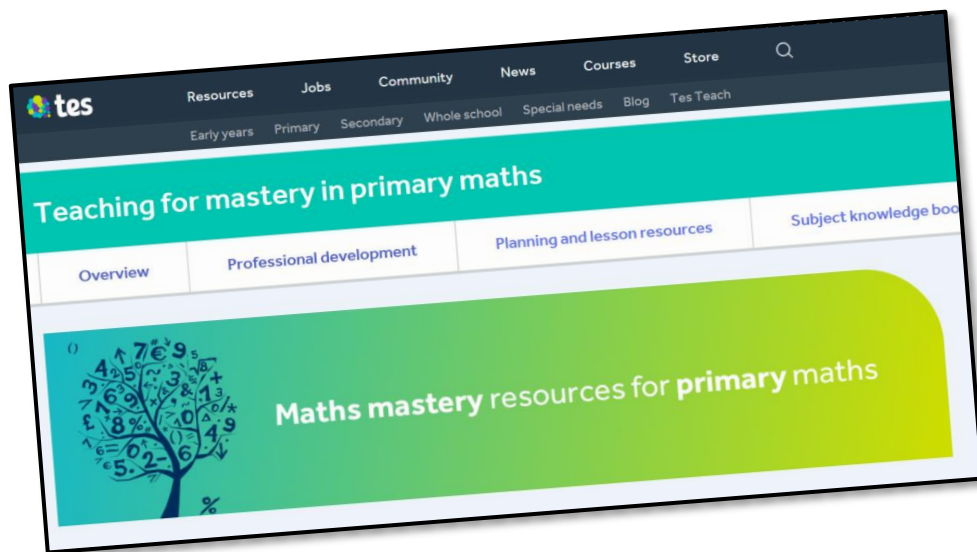
tes

www.tes.com



Over the last 12 months we have developed a partnership with tes. Working with Mathematics Mastery we have created a detailed breakdown of the National Curriculum. Watch this space for exciting developments.

<https://www.tes.com/teaching-resources/teaching-for-mastery-in-primary-maths>



Diagnostic Questions

www.diagnosticquestions.co.uk



From September 2017, we have written two sets of questions for every National Curriculum objective from Y1 to Y6. These are hosted free of charge on @mrbartonmaths Diagnostic Questions website.

Training

The White Rose Maths Hub regularly delivers free training in the local area as part of the Work Groups it runs. Our regular newsletter details this training.

As well as free training, Trinity Teaching School Alliance offers paid for training to schools regionally, nationally and occasionally internationally. Over the last year we have delivered training to over 150 schools and have had over 1,000 people attend our face to face training.

As part of our 'Jigsaw' package we offer the following twilight courses:

- CPA
- Bar Modelling
- Reasoning and Problem Solving
- Mathematical Talk and Questioning
- Variation and Depth

If you would like any more information about our courses then email the team at mathshub@trinitytsa.co.uk

License Partners

We also work with a growing number of Teaching Schools around the country to deliver our training. All of our providers have been specially selected and they are as passionate about improving maths education as we are. All our providers offer our twilight bar modelling training course. If you want to see who your local provider is or would like to become a license partner then visit <http://whiterosemathshub.co.uk/licences/>



Bar Modelling Deeper Learning Event

FAQs

We have bought one of the new textbook schemes, can we still use these curriculum plans?

Many schools are starting to make use of mastery textbooks used in places like Singapore and China. The schemes have been designed to work alongside these textbooks. We recommend that you follow the textbook order and use our materials for additional support and guidance.

If we spend so much time on number work, how can we cover the rest of the curriculum?

Children who have an excellent grasp of number make better mathematicians. Spending longer on mastering key topics will build a child's confidence and help secure understanding. This should mean that less time will need to be spent on other topics.

In addition, schools that have been using these schemes already have used other subjects and topic time to teach and consolidate other areas of the mathematics curriculum.

Do you recommend a particular textbook to use?

Unfortunately the hub is unable to recommend a particular textbook. We do however recommend that schools and teachers do their research and speak to schools who have already invested.

Should I teach one small step per lesson?

Each small step should be seen as a separate concept that needs teaching. You may find that you need to spend more time on particular concepts. Flexibility has been built into the curriculum model to allow this to happen. This may involve spending more than one lesson on a small step, depending on your class' understanding.

Will you be providing grade boundaries for your assessments?

No, we will not be releasing guidance on grade boundaries. We suggest the assessments are used to find out what children can and cannot do, which will help inform future planning.

FAQs continued ...

How do I use the fluency, reasoning and problem solving questions?

The questions are designed to be used by the teacher to help them understand the key teaching points that need to be covered. They should be used as inspiration and ideas to help teachers plan carefully structured lessons.

What is same day intervention?

A growing number of schools are doing different types of same day intervention. Some schools are splitting a lesson into two parts and other schools are working with small groups of students at other times during the day. The common goal is to keep up, rather than catch up.

Where is the textbook breakdown from Surrey Hub?

Unfortunately this is no longer available.

How do I reinforce what children already know if I don't teach the topic again?

The scheme has been designed to give sufficient time for teachers to explore concepts in depth, rather than covering it superficially and then coming back to it several times.

We understand though that schools will rightly want to ensure that students revisit concepts and ensure fluency in number.

The schemes interleave prior content in new concepts. For example when children look at measurement we recommend that there are lots of questions that practice the four operations and fractions. This helps children make links between topics and understand them more deeply.

We also recommend that schools look to reinforce number fluency throughout the year. This could be done as mental and oral starters or in additional maths time during the day.

School to School Support

In addition to our training we also have access to some SLEs who (through the Teaching School) can help support individual schools with improving their maths teaching.

To find out more details or the costs of any of our training, please contact one of the Operations and Communications team at the hub

mathshub@trinitytsa.co.uk

#MathsEveryoneCan

At the White Rose Maths Hub we believe that everyone can succeed in Maths. We encourage anyone who uses our schemes to share in this belief and do all that they can to convince the children they teach that this is the case.

Release Dates

June 2017

- First part of Autumn term schemes

July 2017

- Second part of Autumn term schemes
- Mixed-age plans for Autumn

August 2017

- Diagnostic Questions for Autumn

November 2017

- New Autumn assessments

December 2017

- Spring schemes
- Diagnostic Questions for Spring

February 2018

- New Spring assessments

March 2018

- Summer schemes
- Summer Diagnostic Questions

May 2018

- New Summer assessments

Year 5 – Yearly Overview

	Week 1	Week 2	Week 3	Week 4	Week 5	Week 6	Week 7	Week 8	Week 9	Week 10	Week 11	Week 12
Autumn	Number – Place Value			Number – Addition and Subtraction		Statistics		Number – Multiplication and Division		Perimeter and Area		Consolidation
Spring	Number – Multiplication and Division			Number – Fractions						Number – Decimals & Percentages		Consolidation
Summer	Number – Decimals				Geometry- Properties of Shapes			Geometry- Position and Direction	Measurement- Converting Units		Measures Volume	Consolidation

Year 5 – Autumn Term

Week 1	Week 2	Week 3	Week 4	Week 5	Week 6	Week 7	Week 8	Week 9	Week 10	Week 11	Week 12	
<p><u>Number – Place Value</u> Read, write, order and compare numbers to at least 1000000 and determine the value of each digit.</p> <p>Count forwards or backwards in steps of powers of 10 for any given number up to 1000000.</p> <p>Interpret negative numbers in context, count forwards and backwards with positive and negative whole numbers including through zero.</p> <p>Round any number up to 1000000 to the nearest 10, 100, 1000, 10000 and 100000</p> <p>Solve number problems and practical problems that involve all of the above.</p> <p>Read Roman numerals to 1000 (M) and recognise years written in Roman numerals.</p>			<p><u>Number- Addition and Subtraction</u> Add and subtract numbers mentally with increasingly large numbers.</p> <p>Add and subtract whole numbers with more than 4 digits, including using formal written methods (columnar addition and subtraction) Use rounding to check answers to calculations and determine, in the context of a problem, levels of accuracy.</p> <p>Solve addition and subtraction multi-step problems in contexts, deciding which operations and methods to use and why.</p>		<p><u>Statistics</u> Solve comparison, sum and difference problems using information presented in a line graph.</p> <p>Complete, read and interpret information in tables including timetables.</p>		<p><u>Number – multiplication and division</u> Multiply and divide numbers mentally drawing upon known facts.</p> <p>Multiply and divide whole numbers by 10, 100 and 1000.</p> <p>Identify multiples and factors, including finding all factor pairs of a number, and common factors of two numbers.</p> <p>Recognise and use square numbers and cube numbers and the notation for squared (2) and cubed (3)</p> <p>Solve problems involving multiplication and division including using their knowledge of factors and multiples, squares and cubes.</p> <p>Know and use the vocabulary of prime numbers, prime factors and composite (non-prime) numbers.</p> <p>Establish whether a number up to 100 is prime and recall prime numbers up to 19</p>			<p><u>Perimeter and Area</u> Measure and calculate the perimeter of composite rectilinear shapes in cm and m.</p> <p>Calculate and compare the area of rectangles (including squares), and including using standard units, cm^2, m^2 estimate the area of irregular shapes.</p>		<p>Consolidation</p>

Year 5 – Spring Term

Week 1	Week 2	Week 3	Week 4	Week 5	Week 6	Week 7	Week 8	Week 9	Week 10	Week 11	Week 12	
<p><u>Number – Multiplication and Division</u> Multiply and divide numbers mentally drawing upon known facts.</p> <p>Multiply numbers up to 4 digits by a one or two digit number using a formal written method, including long multiplication for 2 digit numbers.</p> <p>Divide numbers up to 4 digits by a one digit number using the formal written method of short division and interpret remainders appropriately for the context.</p> <p>Solve problems involving addition and subtraction, multiplication and division and a combination of these, including understanding the use of the equals sign.</p>			<p><u>Number: Fractions</u> Compare and order fractions whose denominators are multiples of the same number.</p> <p>Identify, name and write equivalent fractions of a given fraction, represented visually including tenths and hundredths.</p> <p>Recognise mixed numbers and improper fractions and convert from one form to the other and write mathematical statements >1 as a mixed number [for example $\frac{2}{5} + \frac{4}{5} = \frac{6}{5} = 1\frac{1}{5}$]</p> <p>Add and subtract fractions with the same denominator and denominators that are multiples of the same number.</p> <p>Multiply proper fractions and mixed numbers by whole numbers, supported by materials and diagrams.</p> <p>Read and write decimal numbers as fractions [for example $0.71 = \frac{71}{100}$]</p> <p>Solve problems involving multiplication and division, including scaling by simple fractions and problems involving simple rates.</p>						<p><u>Number: Decimals and Percentages</u> Read, write, order and compare numbers with up to three decimal places.</p> <p>Recognise and use thousandths and relate them to tenths, hundredths and decimal equivalents.</p> <p>Round decimals with two decimal places to the nearest whole number and to one decimal place.</p> <p>Solve problems involving number up to three decimal places.</p> <p>Recognise the per cent symbol (%) and understand that per cent relates to 'number of parts per hundred', and write percentages as a fraction with denominator 100, and as a decimal.</p> <p>Solve problems which require knowing percentage and decimal equivalents of $\frac{1}{2}, \frac{1}{4}, \frac{1}{5}, \frac{2}{5}, \frac{4}{5}$ and those fractions with a denominator of a multiple of 10 or 25.</p>			<p>Consolidation</p>

Year 5 – Summer Term

Week 1	Week 2	Week 3	Week 4	Week 5	Week 6	Week 7	Week 8	Week 9	Week 10	Week 11	Week 12		
<p><u>Number: Decimals</u> Solve problems involving number up to three decimal places.</p> <p>Multiply and divide whole numbers and those involving decimals by 10, 100 and 1000.</p> <p>Use all four operations to solve problems involving measure [for example, length, mass, volume, money] using decimal notation, including scaling.</p>				<p><u>Geometry- Properties of Shapes and Angles</u> Identify 3D shapes, including cubes and other cuboids, from 2D representations.</p> <p>Use the properties of rectangles to deduce related facts and find missing lengths and angles.</p> <p>Distinguish between regular and irregular polygons based on reasoning about equal sides and angles.</p> <p>Know angles are measured in degrees: estimate and compare acute, obtuse and reflex angles.</p> <p>Draw given angles, and measure them in degrees ($^{\circ}$)</p> <p>Identify: angles at a point and one whole turn (total 360°), angles at a point on a straight line and $\frac{1}{2}$ a turn (total 180°) other multiples of 90°</p>			<p><u>Geometry- position and direction</u> Identify, describe and represent the position of a shape following a reflection or translation, using the appropriate language, and know that the shape has not changed.</p>		<p><u>Measurement- converting units</u> Convert between different units of metric measure [for example, km and m; cm and m; cm and mm; g and kg; l and ml]</p> <p>Understand and use approximate equivalences between metric units and common imperial units such as inches, pounds and pints.</p> <p>Solve problems involving converting between units of time.</p>		<p><u>Measures Volume</u> Estimate volume [for example using 1cm^3 blocks to build cuboids (including cubes)] and capacity [for example, using water]</p> <p>Use all four operations to solve problems involving measure.</p>		<p>Consolidation</p>